

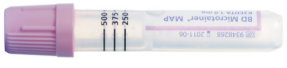



Paediatric tube guide and recommended Order of Draw*

BD Vacutainer®

BD Life Sciences - Preanalytical Systems

North West London Pathology

(Imperial College Healthcare Trust, Chelsea and Westminster Hospital, The Hillingdon Hospitals)

| Cap Colour | Cat. No. | Tube Type | Determinations | |
|---|----------|-----------------|---|--------------------------|
|  | 363706 | EDTA (MAP) | FBC, reticulocytes, sickle screen, haemoglobin electrophoresis including thalassemia, malaria, G6PD, ESR, IMST, Kleihauer, HbA1c, red cell folate, troponin (separate tube), CD4 count, T, B and NK cells, HLA-B27, T cell activation markers, primary immunodeficiency panel, periodic fever, T cell gene rearrangement, HIV-1 genotypic resistance, integrase resistance, tropism (V3), PTH, ACTH (rush to lab within 30min), renin and aldosterone (rush to lab), molecular genetics, arsenic, thallium, cadmium, lead, chromium, cobalt, mercury, manganese, Cytogenetics | Mix 8 Times |
|  | 365966 | Lithium Heparin | Cytogenetics, TB elispot, neutrophil function tests, lymphocyte function tests (both tests should be accompanied by blood from a healthy control), ammonia | Mix 5 Times |
|  | 365968 | Serum SST | Core chemistry (renal, liver, bone, lipid, cardiac profiles), thyroid (TFT), drug levels (including lithium), B12, routine endocrine assays, antibiotic assays, cortisol, testosterone, 17-OH progesterone, androstenedione, tumour markers, allergy tests, complement C3 and C4, rheumatoid factor, CCP antibodies, viral and microbiology serology, immunology antibody tests, functional complement assays (CH50, AP50, antigenic C1 esterase, C3 nephritic factor), anticardiolipin antibodies, IgG subclasses, total IgE, tryptase | Mix 5 Times |
|  | 365964 | Serum | Haptoglobins, aluminium, selenium, zinc, copper, oestradiol, progesterone, DHEAS | No Mixing Required |

Please note: Coagulation investigations may require blood collection into a BD Vacutainer® Citrate, using a BD Vacutainer® blood collection needle/blood collection set. Please consult local guidelines for specific requirements.

Determinations and Special Instructions contained within this guide have been provided by the named institute and are not BD recommendations or instructions for the BD products described. Please consult your organisation's guidelines or contact BD should you have any questions.

*Clinical and Laboratory Standards Institute (CLSI) Guidelines GP42-A6 (formerly H04-A6, 6th Edition)

0118 921 6000

1030 Eskdale Rd, Winnersh, Wokingham RG41, UK

bd.com/en-uk

©2018 BD. BD, the BD Logo and all other trademarks are property of Becton, Dickinson and Company. WEU227.1 November 2018

IMPORTANT MIXING GUIDELINES

All BD Vacutainer® tubes require immediate mixing following collection. Insufficient mixing can result in inaccurate test results and the need to re-draw. Correct mixing technique is to gently invert (180° and back) each tube the recommended number of times shown on the right hand side of the table.

